

## The Beadery<sup>®</sup> Jumbo Bead Color and Shape Sorting

### Materials Needed:

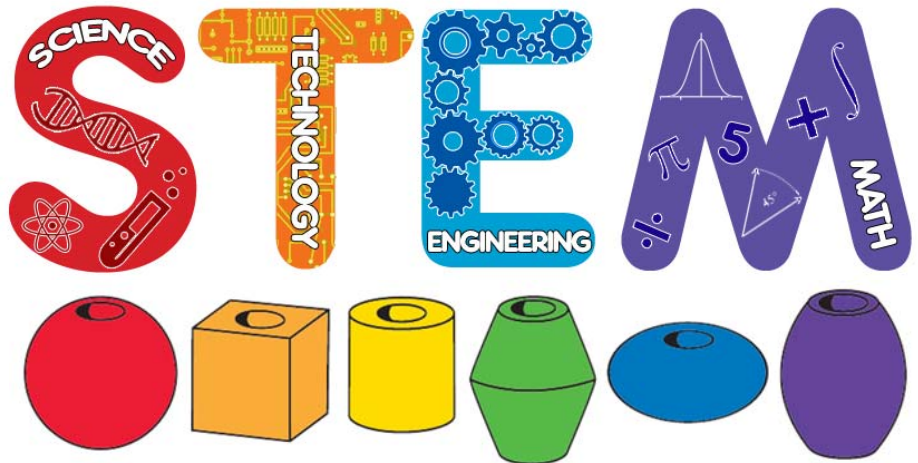
- 25mm Jumbo Beads
- Paper

### Tools Needed:

- Color Printer

### Skills Learned:

- Learning Colors
- Learning Shapes
- Fine Motor Skills



### Background:

Kids love playing with beads and these free printable sorting tables are a fun way to learn shapes and colors. Jumbo beads from The Beadery<sup>®</sup> are also a good size for even the smallest hands to work on their fine motor skills. Any of our jumbo bead color mixes (transparent, opaque or pearl) will have the six colors and six shapes that you can use to practice sorting beads by shape or color (or both as they progress).

### Instructions:

1. Print out the attached sorting table for the skill you would like to practice - color, shape or both color and shape.
2. If the sorting tables are being used in a classroom, laminating or placing in a clear page protector may increase durability.
3. Place the jumbo bead mix on the table or mix the beads up in a bag or tub.
4. Select a jumbo bead from the mix and place it in the table column matching the characteristic that you are working with.
5. As your child progresses, you can move up to the *Jumbo Bead Color and Shape Sorting Table* which requires the beads to be sorted by both characteristics.



## Color Sorting Table

**RED**

**ORANGE**




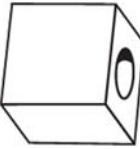

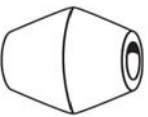
**YELLOW**

**GREEN**


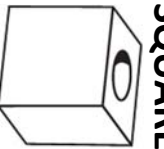

**BLUE**

**PURPLE**

### Jumbo Bead Shape Sorting Table

<p><b>Round</b></p> 	<p><b>Oval</b></p> 	<p><b>Disk</b></p> 	<p><b>Square</b></p> 	<p><b>Cylinder</b></p> 	<p><b>Bicone</b></p> 
---	--	--	--	--	--

**Jumbo Bead Color and Shape Sorting Table**

	<b>RED</b>	<b>ORANGE</b>	<b>YELLOW</b>	<b>GREEN</b>	<b>BLUE</b>	<b>PURPLE</b>
<b>ROUND</b> 						
<b>OVAL</b> 						
<b>DISK</b> 						
<b>SQUARE</b> 						
<b>CYLINDER</b> 						
<b>BICONE</b> 