


THE BEADERY®

P.O. Box 178, Hope Valley, R.I. 02832

©Copyright 1984, The Beadery

STRETCH BRACELETS



Materials Needed For Bracelet B:

- 40 Barrel Beads - Pink Pearl or Opaque Baby Pink
- 40 Barrel Beads - White Pearl or Opaque White
- 40 Barrel Beads - Lavender Pearl or Opaque Lilac
- 72" - 1/16" Round Elastic Cord
- Scissors

NOTE: Directions are written for **Bracelet B** in photo. See other side for patterns for all four bracelets shown. Any colors may be substituted — and you may design your own patterns, too. Be creative!

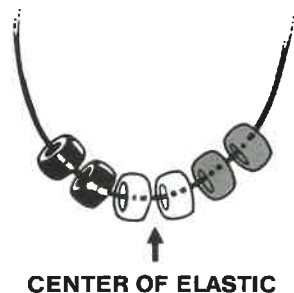
INSTRUCTIONS:

ROW 1: String 2 lavender, 2 white, then 2 pink Barrel Beads onto the elastic cord. Push these beads to the middle of the elastic (Sketch E).

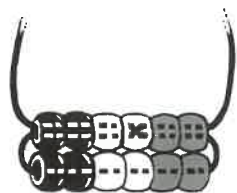
ROW 2: String 2 pink, 2 white, then 2 lavender Barrel Beads onto the end of the cord on the pink side of Row 1 (Sketch F). Thread the other end of the elastic through the six Row 2 beads. Make sure the beads are nested snugly (not tightly) together in two rows. Do not stretch elastic, but leave no slack either (Sketch G).

ROWS 3-20: Continue stringing beads as in Row 2, stringing 6 beads on one end of the elastic and threading the other end through each row as you go.

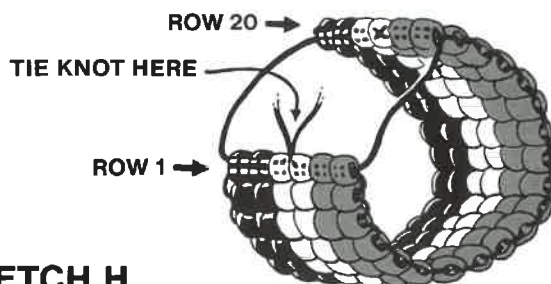
SKETCH E



SKETCH G



SKETCH F




Be sure to string the colors in proper order to maintain the stripe pattern.

FINISHING: When 20 rows are complete, thread each elastic end through 3 beads of Row 1 so the ends come out between the middle 2 beads of Row 1 (Sketch H). Pull the elastic up snugly to form bracelet. Tie a secure knot between the middle 2 beads of Row 1. Cut off excess elastic, leaving 1/2" ends. Tuck these ends into the adjacent beads, hiding the knot and ends.

BRACELET A

Materials Needed:


- 60 Barrel Beads - Opaque Black
- 60 Barrel Beads - Opaque White
- 72" Round Elastic Cord



BRACELET C

Materials Needed:


- 20 Barrel Beads - Opaque Red
- 20 Barrel Beads - Opaque Baby Blue
- 20 Barrel Beads - Opaque Royal Blue
- 60 Barrel Beads - Opaque White
- 72" Round Elastic Cord



BRACELET B

Materials Needed:

- 40 Barrel Beads - Pink Pearl or Opaque Baby Pink
- 40 Barrel Beads - White Pearl or Opaque White
- 40 Barrel Beads - Lavender Pearl or Opaque Lilac
- 72" Round Elastic Cord



BRACELET D

Materials Needed:

- 16 Barrel Beads - Opaque Ivory
- 32 Barrel Beads - Opaque Black
- 32 Barrel Beads - Opaque Red
- 50" Round Elastic Cord

Note: **Bracelet D** is made in exactly the same manner as the others, except each row has only 4 beads instead of 6, and the length of elastic needed is 50".

